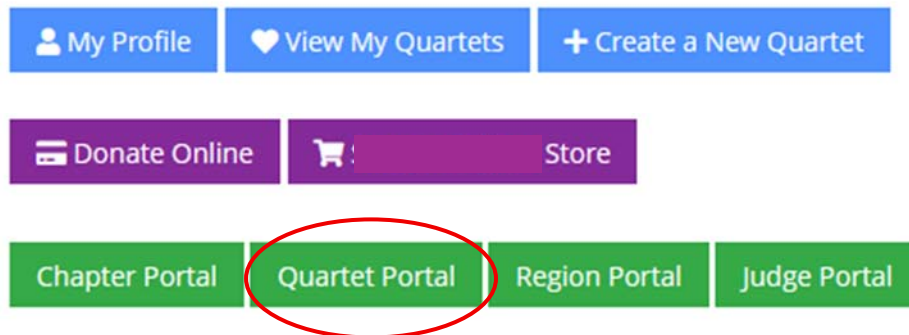


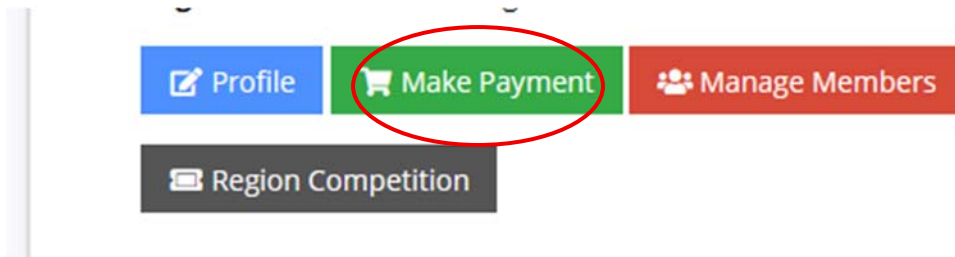
How to Pay Quartet Renewal

1. Once you are logged in, click on “Quartet Portal.”

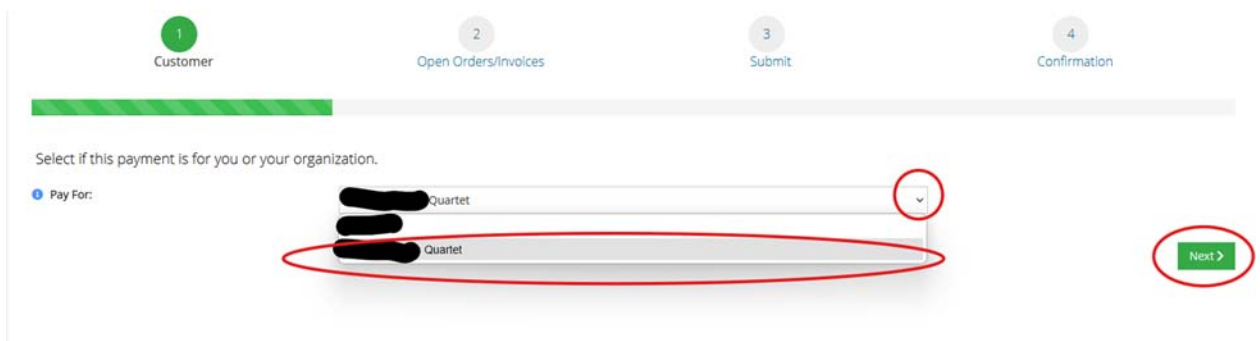
Members Only Menu



2. Click “Make Payment.”



3. From the drop-down menu, chose your quartet’s name and click “Next.”



4. Check the box next to your invoice and click “Pay.”

Select All	Order/Invoice Number	Customer	Main Item	Balance	Order/Invoice Date	View
<input checked="" type="checkbox"/>	[REDACTED]	[REDACTED] Quartet	Quartet Membership	\$130.00	5/1/2026	View Order

Bill To Customer: * [REDACTED] Quartet

Promo Codes
 [Apply](#)

Total \$130.00 [Pay](#)

5. Check next to the “Note” and enter your initials to accept the Quartet Policies.

Note: All registrations expire April 30 of current fiscal year. No quartet registrations are accepted or processed between April 1 and April 30. Members must re-register.

Acknowledgement of Quartet Policies

By completing this form and checking this box, all members of the quartet acknowledge they will abide by the policies of the organization and to newly registered quartets.

Quartets are voluntary associations of members of Sweet Adelines International, and it is understood that no member has the authority to represent the organization.

Current regional championship quartets, current wild card quartets and current international finalist quartets must retain at least a 1st ranking. A quartet that loses its ranking as a result of personnel changes is not eligible to enter the next Regional Quartet Competition.

It is the responsibility of the quartet prime contact to make sure quartet members' memberships are renewed and up-to-date.

Initials: *

6. Fill out your payment information and click “Submit Payment.”